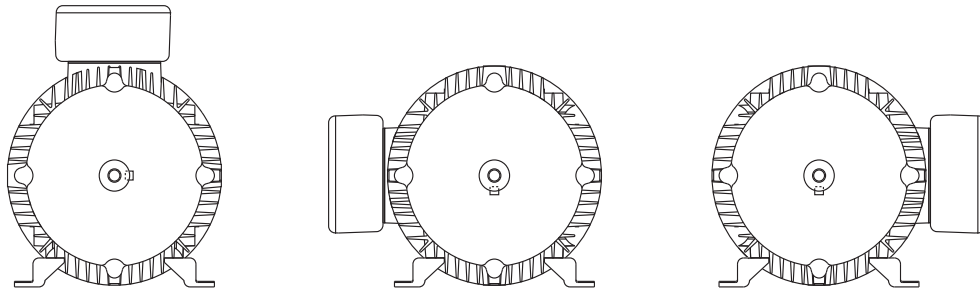


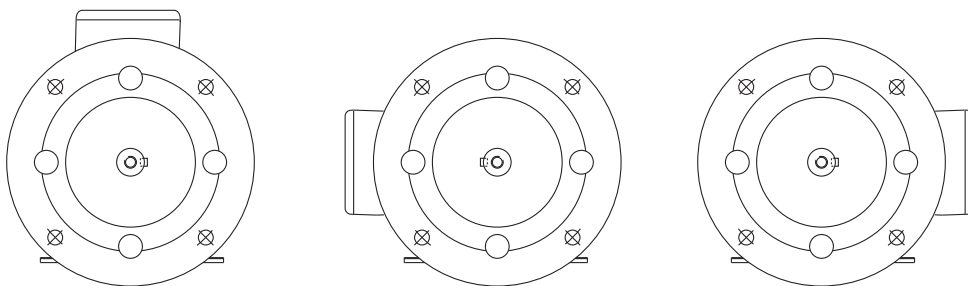
Brook Crompton's multiple mounting options

Removable feet and multiple bolt hole locations around the motor allows the terminal box to be positioned to the left, right or top.

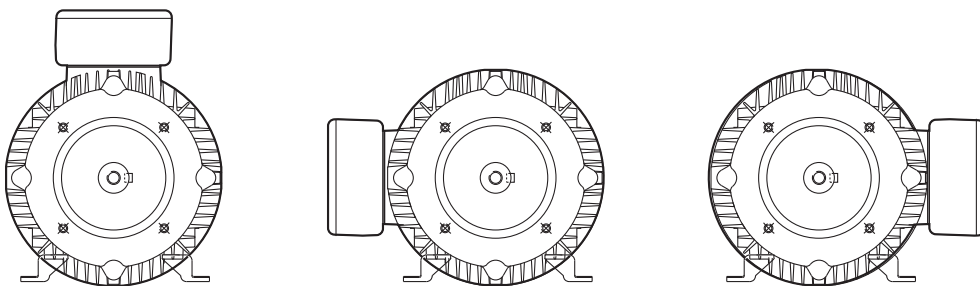
Brook Crompton high efficiency electric motors are available in both aluminum and cast iron. Three phase 2, 4, 6 and 8 pole with frame sizes from 63 to 355, 0.18 to 374 kW.



B3 foot mount and end shield with the terminal box positioned either top, left or right.



B35 feet and large flange mount with terminal box positioned either top, left or right. Remove feet for B5.



B34 feet and small flange mount with terminal box positioned either top, left or right. Remove feet for B14.

